



2023 04

) (

4 ---  
" LED " / /  
" "

293,273,339  
10 0.50 0  
10 0

.....	2
.....	8
.....	12
.....	38
.....	57
.....	60



		<a href="http://www.cninfo.com.cn">http://www.cninfo.com.cn</a>
		SINOPRO SINGAPORE PTE. LTD.
Alight		Alight Tech Inc.
Boost		Boost Lingting Inc.
		GOPRO TECHNOLOGY SDN. BHD.




			300632
			XIAMEN GUANG PU ELECTRONICS CO., LTD.
			C 13F-01
			361005
	2021	8	" " " " 608 " "
			C 13F-01"
			1800-1812
			361101
			<a href="http://www.goprol ed.com">http://www.goprol ed.com</a>
			gp@gpel ec. cn

	1800-1812	1800-1812
	0592-5625818	0592-5625818

	01	B 6003 22	2020 11 5 -2022 12 31

	2022	2021		2020
	826,270,221.67	1,014,211,391.61	-18.53%	964,224,705.19
	52,513,080.53	80,591,856.26	-34.84%	135,430,633.65
	39,658,499.36	28,235,114.22	40.46%	115,196,127.28
	61,552,281.48	7,869,381.23	682.17%	238,089,508.62
/	0.17	0.26	-34.62%	0.53
/	0.17	0.26	-34.62%	0.53
	2.63%	4.14%	-1.51%	16.11%
	2022	2021		2020
	2,588,079,679.94	2,521,255,115.43	2.65%	2,427,099,540.05
	1,900,059,092.15	1,963,863,657.80	-3.25%	1,916,149,552.00

---

	28,516,957.82	56,981,739.21	11,547,676.41	-35,494,091.96
--	---------------	---------------	---------------	----------------

1

2

2022	2021	2020
------	------	------

---

	12,854,581.17	52,356,742.04	20,234,506.37	--
--	---------------	---------------	---------------	----

1 ---

1 ---

4 —

“ LED ”

“ + +AIOT ”

”

”

1

2022

5G

3000

MEMS

“ ”

TMR

2031

2021-2031

2023

30

“

+ +AIOT ”

2012

”

LED ” ” ” ” 2019

600 COC CE UL FCC

LED ” 2022

” ” LED 100 ” ” 2021 LED 50 ” ” 2022 19

” 300

10

2021

40%

”

”

3

VR

ADAS

AR/VR

PCB

ChatGPT

AI

Prismark

5 5G

4.0

PCB

”

”

PCB

5G 6G

PCB

2022 FPC

1055

2029

1843

CAGR 8.2%

5G

4.0

FPC

20

” ”  
50+,

”  
10

”  
Roll to Roll

2020

20

10GWH

4 —

" LED "

"

" "

"

+

+AIOT

1

FPC

ODM OEM

1

" 2019

" "

" " " 2019 "

" " 2019

ESG

2021-2022

ESG


ESG

2

ESG

COC CE FCC

5



-18.53%

3%



FPC( )		kpcs	76,814.27	131,188.23	-41.45%
		kpcs	80,161.89	133,580.36	-39.99%
		kpcs	13,181.82	9,834.20	34.04%

FPC

30%

LED

4 —

" LED "

10%

			2022	2021	
LED			3,836,598.00	5,456,853.00	-29.69%
			443,116,147.75	546,445,825.70	-18.91%
		%	26.65	26.26	0.39%
FPC		kpcs	69,122.29	131,188.23	-47.31%
			126,414,695.67	198,989,431.93	-36.47%
		%	20.98	22.27	-1.29%


10%

LED	7,100,000.00	3,836,598.00	54%	
FPC	150,000.00	80,161.89	53%	

4

5

		2022		2021		
		363,709,850.43	85.54%	442,948,391.96	82.95%	2.59%



1

2  
3  
4  
5

---

	0.00%
--	-------

5





---

	2022	2021	2020
	57,332,411.44	55,549,209.34	48,533,854.19
	6.94%	5.48%	5.03%
	0.00	0.00	0.00
	0.00%	0.00%	0.00%
	0.00%	0.00%	0.00%

	-1,133,890.23	-1.89%		
	4,599,011.77	7.68%		
	-12,557,026.86	-20.96%		
	895,485.39	1.50%		
	1,011,912.47	1.69%		

1

	2022	2022		



3

	27,282,053.58	ETC
	27,282,053.58	

1

	64,060,403.00	160,651,354.00	-60.12%

2

3

4

1

3

---

	0	0	0	7,107.74	7,107.74	0	0.00%
	171.37	0	0	1,293.18	998.62	465.94	0.24%
	171.37	0	0	8,400.92	8,106.36	465.94	0.24%

22

	1 ---	2
	2	
	3	
	4	
	5	
	6	
)	2022 04 25	
)	2022 05 18	

5

1

2020		101,766.35	2,691.62	37,682.22	0	0	0.00%	67,371.95	533,000,000.00	0
	--	101,766.35	2,691.62	37,682.22	0	0	0.00%	67,371.95	--	0
2020 998										
									71,363,368	
(A )										
69,507,997				14.83				1,030,803,595.51		
13,140,135.80								1,017,663,459.71		
2020 9 29										
[2020]000599										
2022 8 25										
2024 12 31										
" SM									2024 12	
31										
2022 12 31								376,822,249.90		
				28,315,005.68						
[2020] 008413										
26,916,162.76								533,000,000.00		
140,719,457.62										

2

	(		(1)		(2)	(3)				
--	---	--	-----	--	-----	-----	--	--	--	--

	)					(2)/(1)					
1.											
LED		48,046.12	48,046.12	2,315.54	5,975.22	12.44%					
2.											
		10,597.7	10,597.7	25.91	40.01	0.38%					
3.											
SMT		13,122.53	13,122.53	350.17	1,666.99	12.70%					
4.											
		30,000	30,000		30,000	100.00%					
	--	101,766.35	101,766.35	2,691.62	37,682.22	--	--	0	0	--	--
	--	101,766.35	101,766.35	2,691.62	37,682.22	--	--	0	0	--	--

"	
"	
"	



			6800	448,163,9 86.03	188,809,4 46.77	179,001,0 21.59	9,066,190 .48	8,779,409 .87
			1000	111,591,0 74.05	24,537,83 2.56	136,102,6 65.86	14,717,48 2.74	11,050,14 6.01
SINOPRO SINGAPORE PTE. LTD.			1998.40	112,578,5 49.37	34,937,81 3.60	234,300,6 50.52	8,110,519 .43	6,109,805 .70

			4000	47,466,70 2.67	19,753,29 8.06	79,290,60 8.06	- 10,028,26 9.97	- 10,066,71 4.59
--	--	--	------	-------------------	-------------------	-------------------	------------------------	------------------------

" " " " "

" 2023

2023

1  
2  
3

4

5 :

2023  
1

GE

GE

2023

6  
2023

7  
2023

1

2

"

2 --

1

1

2 --

7

3

1/3

3

1

2 --

+AIOT

"

"

+

+

1

2021		49.20%	2022 05 18	2022 05 18	<a href="http://www.cninfo.com.cn">http://www.cninfo.com.cn</a> 2021 2022-032
2022		49.25%	2022 11 16	2022 11 16	<a href="http://www.cninfo.com.cn">http://www.cninfo.com.cn</a> 2022 2022-065

2



					26	17						
					2018	2024						
				84	05	05	0	0	0	0	0	0
					10	17						
					2018	2024						
				55	05	05	0	0	0	0	0	0
					10	17						

				43	2018 05 10	2024 06 09	108,921	0	0	-46,680	62,241	2019
				45	2021 06 10	2024 06 09	17,738	0	0	-17,738	0	2019
	--	--	--	--	--	--	133,849,278	0	13,158,100	- 227,800	120,463,378	--

2

1966  
2004  
2019  
1988  
1994  
-  
1987  
2011  
MBA  
1987  
1988  
2013  
1994

LED  
LED  
36

1957  
1994

MBA  
2012  
1966  
1996  
2003  
2004  
1991  
2011

1968  
2003-2007

2008

1939

1968  
1990 7  
1994 8  
1999 3  
2000 7  
2000

UIUC

1975  
2018-2022

1977  
2003 2006

1996 2003

---

	LED		2020 08 01		
			2022 02 23		
			2022 08 23		
			2017 06 01		
			2018 01 01		

3

2012 5 26

}

1

	2022 04 21	2022 04 25	<a href="http://www.cni nfo. com. cn">http://www.cni nfo. com. cn</a> 2022-008
	2022 04 27	2022 04 28	<a href="http://www.cni nfo. com. cn">http://www.cni nfo. com. cn</a> 2022-024
	2022 08 25	2022 08 27	<a href="http://www.cni nfo. com. cn">http://www.cni nfo. com. cn</a> 2022-043
	2022 10 23	2022 10 25	<a href="http://www.cni nfo. com. cn">http://www.cni nfo. com. cn</a> 2022-054
	2022 12 13	2022 12 13	<a href="http://www.cni nfo. com. cn">http://www.cni nfo. com. cn</a> 2022-071

2

	5	5	0	0	0		2
	5	5	0	0	0		2
	5	5	0	0	0		2
	5	0	5	0	0		2

2 —



---

			2021
			2019

A

B

C

2

+ + /

A

B

C

3

2023

2023

2023

"

"

/

4

	137,482.32
	1,847,117.79

2021

2021

10

0.50

/

2022 7


10		0		
10		0.50		
10		0		
		293,273,339		
		14,663,666.95		
		0.00		
		14,663,666.95		
		505,206,881.66		
		100.00%		
20				
2023	4	22	2022	2022
			2022	2022
	10	0.5		

1

2022 4 21

2019  
2021

101

987,736

2019  
2022-013  
2022 5 18  
http://www.cninfo.com.cn  
2022 7 8  
987,736  
2022 7 11  
2022-035

2022 4 25  
http://www.cninfo.com.cn  
2021  
2021  
2019  
http://www.cninfo.com.cn

2019  
2022 5 18  
2022-032  
2022 5 18  
2022-033  
101  
306,169,356  
305,181,620

		/
--	--	---

2

3

1

2023

2






DB35/322-2018

GB 39731-2020

GB21900 2008

GB8978-1996

GB/T31962-2015

DB35/323

					24.671 118.215 24.670	1.07mg/L 0 .1 mg/L 0.05 mg/L	DB35/32 2- 2018  GB21900 -2008	0.19026 t 0.00364 t 0.00005 7 t	9.48077 t 0.01053 4 t 0.00442 1 t	
			10		118.215 24.671 118.215 24.670	1.367 mg/m3 7.533 mg/m3 26.4 mg/m3 1.13 mg/m3	DB35/32 3-2018	0.00367 t 0.823 t 0.678 t 0.0748 t		

2

6

2

2

2020

350213-2020-016-L

PH

6

2129.7


2022

"

"

1

			1	2020 02 20		
			1			
	5%		2	2017 04 06	2022-04- 05	



3

			4			
			5	5%		
			1			
			2			
					2021 05 12	36
				3		
			3			

			4			
				5		
			3	16	2016	
			12	2021	5	
					<	
				>		
				<		
				>		
				<		
				>		
						36

---

			< >			

2

#

#

#

#

			100.00	100.00
( )			100.00	100.00
			100.00	100.00
			100.00	100.00
			100.00	100.00
SINOPRO SINGAPORE PTE.LTD.			100.00	100.00
			100.00	100.00
GOPRO TECHNOLOGY SDN.BHD.			100.00	100.00
Alight Tech Inc.			100.00	100.00
Boost Lingting Inc.			100.00	100.00
			51.00	51.00
			100.00	100.00
			100.00	100.00



6

7

1

1

2

3

1	Boost Lighting, Inc.	ORION VENTURES I, LLC	430 Satellite Boulevard NW, Suite 101 Suwanee, Georgia 30024	2020. 3. 1-2023. 2. 28	56,688.33	
2	GOPRO TECHNOLOGY SDN. BHD.	TN COFFEE SDN. BHD.	No. 9, Jalan Mega1/9 Taman Perindustrian Nusa Cemerlang 79200 Nusajaya, Johor No. 7, Jalan Mega 1/9 Taman Perindustrian Nusa Cemerlang 79200 Iskandar Puteri, Johor	2020. 1. 1-2022. 12. 31	129,380.75	

3	GOPRO TECHNOLOGY SDN. BHD.	YONG MING CHEONG	NO. 71-A JALAN NIP 2/5 TAMAN PERINDUSTRIAN NUSAJAYA 2 BANDAR NUSAJAYA, 79200, JOHOR.	2022. 1. 1- 2022. 12. 31	2, 425. 89	
4	GOPRO TECHNOLOGY SDN. BHD.	GOH SENG TONG	B 09-06, TEEGA RESIDENCES, PUTERI HARBOUR 79100 ISKANDAR PUTERI, JOHOR.	2021. 1. 1- 2022. 12. 31	3, 072. 79	



.	.				
6		1800	2022.06.01-2024.05.31	70,000.0 0	20000

B3	0	B4	0
----	---	----	---



1

	105,599,232	34.49%	0	0	0	5,429,805	5,429,805	100,169,427	32.82%
1	0	0.00%	0	0	0	0	0	0	0.00%
2	0	0.00%	0	0	0	0	0	0	0.00%
3	105,599,232	34.49%	0	0	0	5,429,805	5,429,805	100,169,427	32.82%
	0	0.00%	0	0	0			0	0.00%
4	105,599,232	34.49%	0	0	0	5,429,805	5,429,805	100,169,427	32.82%
	0								

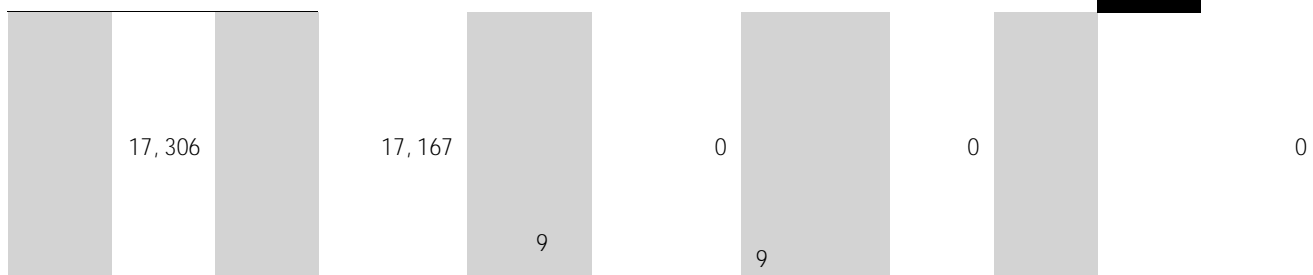
---

4	0	0.00%	0	0	0	0	0	0	0.00%
	306,169,356	100.00%	0						



3

1





		6,910,567	6,910,567
66		6,079,000	6,079,000
#	15	5,985,000	5,985,000
102		5,879,100	5,879,100
		4,856,556	4,856,556
		4,032,400	4,032,400
		3,995,906	3,995,906
		3,809,972	3,809,972
10	10	102	66
	10		
5			



6

					2021		
2022 25	04 987,736	0.322611%	567.59	2021	101	987,736	27.19%
					987,736		
2022 13	12 4,166,667- 8,333,333	1.37%					





	2023 04 21
	( )
	[2023]000405

2

3

4

5

6                    2022    12    31

1.

		4	2022	12	31	
	19,380.72		1,743.66			17,637.06
6.81%						

2.

1

2

3

4

5

2022



--	--

1

2022 12 31

	2022 12 31	2022 1 1
	444,260,458.35	990,046,872.00
	1,157,248,726.77	549,735,011.45
	12,398,599.03	8,125,500.32
	176,370,581.96	249,418,513.58
	1,049,487.51	1,583.40
	22,777,393.43	19,665,566.22
	15,189,522.56	9,155,187.44
	153,042,333.10	161,722,652.07
		90,000.00
	83,185.84	
	24,593,395.68	29,339,325.84
	2,007,013,684.23	2,017,300,212.32

	41,000,000.00	
	15,644,909.99	18,131,272.50
	319,234,147.74	235,915,900.56
	44,529,644.17	56,334,893.22
	22,993,578.06	15,757,163.26
	13,404,564.34	14,127,661.46
		9,584,466.41
	9,642,797.75	13,237,192.77
	10,575,498.41	6,775,454.15
	41,494,108.85	57,632,349.67
	581,065,995.71	503,954,903.11
	2,588,079,679.94	2,521,255,115.43
	225,750,201.79	109,170,713.08

	73,275,490.60	58,518,945.72
	12,508,220.04	7,962,185.79
	11,307,876.48	13,068,256.40
	825,888.91	746,939.14
	97,917,476.03	80,296,327.05
	683,843,365.88	550,422,978.10
	305,181,620.00	306,169,356.00
	1,033,424,065.65	1,037,984,481.65
	99,924,308.20	5,142,243.88
	-20,160.74	668,574.81
	72,493,368.08	67,530,042.75
	588,904,507.36	556,653,446.47
	1,900,059,092.15	1,963,863,657.80
	4,177,221.91	6,968,479.53
	1,904,236,314.06	1,970,832,137.33
	2,588,079,679.94	2,521,255,115.43

2

	2022 12 31	2022 1 1
	211,369,866.10	771,532,897.97
	990,365,150.84	354,189,787.30
	0.00	
	4,562,051.48	3,183,138.12
	214,560,252.25	235,451,510.91
	1,049,487.51	1,583.40
	13,843,705.94	13,586,431.92
	14,156,396.74	5,773,386.71

2022

	85,112,921.83	107,645,842.95
	0.00	90,000.00
	83,185.84	
	0.00	
	9,000,048.35	15,875,250.10
	1,544,103,066.88	1,507,329,829.38
	424,260,773.07	536,565,847.91
	2,500,000.00	2,500,000.00
	26,000,000.00	
	13,178,713.08	13,778,238.36
	176,903,709.89	150,139,099.75
	588,017.21	4,432,335.75
	10,058,247.46	3,480,615.87
	12,254,769.91	12,778,303.19

	2,929,394.14	3,541,377.55
	369,154,826.47	350,132,604.60
	26,547,100.00	
	5,300,036.66	463,800.96
	6,517,310.02	7,479,420.85
	708,725.38	628,333.10
	39,073,172.06	8,571,554.91
	408,227,998.53	358,704,159.51
	305,181,620.00	306,169,356.00
	1,038,779,727.82	1,043,340,143.82
	99,924,308.20	5,142,243.88
	68,150,254.34	63,186,929.01
	505,206,881.66	475,835,647.99
	1,817,394,175.62	1,883,389,832.94
	2,225,622,174.15	2,242,093,992.45

3

2022

2021

---

	6,373,404.25	5,230,102.51
	85,010,560.55	72,029,280.21
	49,942,271.39	47,004,483.12
	57,332,411.44	55,549,209.34
	-21,183,454.00	6,642,208.50
	2,738,809.03	2,738,809.03
	4,584,971.38	4,584,971.38

	52,860,558.46	82,893,562.76
	53,201,816.08	81,692,556.68
	-341,257.62	1,201,006.08
	0.17	0.26
	0.17	0.26

4

	2022	2021
	556,906,461.81	672,442,099.00
	420,270,743.17	509,896,670.83



---

	82,292,831.00	156,032,304.65
	3,185,191,903.00	2,223,000,900.00
	3,267,484,734.00	2,379,033,204.65
	-706,729,788.33	148,728,299.86
	405,920,830.52	207,931,495.83
	248,580,378.00	374,792,036.74

---

	288,628,013.40	99,412,550.11
	247,411,814.58	314,684,456.33
	536,039,827.98	414,097,006.44
	121,858,802.53	151,347,820.00
	20,409,764.82	32,264,759.34
	368,828,989.30	321,079,146.35
	511,097,556.65	504,691,725.69
	24,942,271.33	-90,594,719.25
	10,591,173.67	1,289,860.00
	-572,756,209.65	110,514,398.81
	758,266,207.26	647,751,808.45
	185,509,997.61	758,266,207.26

	2022												
	306,169,356.00			1,037,984,481.65	5,142,243.88	668,574.81	67,530,042.75	556,653,446.47	1,963,863,657.80	6,968,479.53			



	-987,736.00				-4,560,416.00	94,782,064.32						100,330,216.32	100,330,216.32
								4,963,325.33		20,262,019.64		15,290,000.00	17,748,694.31


1

4,963,325.33

20,262,019.64

15,290,000.00

17,748,694.31







	307,226,2				1,046,118,56										
	43.00														



	2022										
	306,169,356.00			1,043,340,143.82	5,142,243.88			63,186,929.01	475,835,647.99		1,883,389,832.94
	306,169,356.00			1,043,340,143.82	5,142,243.88			63,186,929.01	475,835,647.99		1,883,389,832.94
" "	-987,736.00			-4,560,416.00	94,782,064.32			4,963,325.33	29,371,233.67		-65,995,657.32
									49,633,253.31		49,633,253.31



1												
2												







6												
1												
2												
	306,169,356.00				1,043,340,143.82	5,142,243.88			63,186,929.01	475,835,647.99		1,883,389,832.94

" " " "

" ,

1994 12 2012 3

2012 6 21

2017 4 6

91350200612261252T

2022 12 31

30,518.16

30,518.16

C 13F-01

( )

1800-1812

:

" ) ( "

2

12

1

2

1 1 12 31

3

12

4



5.4

6

1

2  
1

2

- A.
- B.
- C.
- D.

3

4

7

8

( )

1

2

2

Ã

3

1

1

2

1

1

12

2

3

12

1

3

1

2

3

4 \ œ ( YN',tlòbË@- 1Ñ Ã &\$É• ( Î V ÑN','.ž=b7á.t

5

5

6

3

1

2

3

4

4

1

2

10

/9.6


11

9.6



17

- 1
- 2

18

- 1
- 2

1

2



5

22 —

1

2

3

4

1

22 —

—  
2

1

1

2

3

4

5

19

		%	%
	50	---	2.00
	30	5.00	3.17

3

1

1

2

3

4

5

1

2

3

2

1

2

3

4

5

3

21



24

1

1

- 1
- 2
- 3
  
- 4
- 5

25

27

28

1

2

3

4

29

30

31

2

3

4

5

1

6

32

1 LED  
2 LED LED FPC  
3

(1)

(3)

(2)

33

1

34

/

( )





	20%
Alight	21%
Boost	21%
	25%
	20%
	17%
	24%
	25%
	25%
	20%
	20%
	20%
	20%

2

[2016] 36

2018 4 8

2018 4

1

1 2020 10 21 “GR202035100137” 3 2020

2022 15%

2 2021 11 3 “GR202135100559” 3 2021

2023 15%

3 16.50%

4 2019 1 17 [2019]13 2019

1 1 2021 12 31 100 25%

20% 100 300 50%

20%

2021 12 2021 1 1 2022 12 31

100 [2019]13

2022 13 2022 1 1 2024 12 31

100 300 25% 20%

2022

5 Alight Boost

21%

6 17% 10,000

75% 10,000 190,000 50%

7 250

60.5 24% 24% 2022

24% [1986] 5

70%

1

	2,656,648.73	1,933,429.12
	12,398,599.03	8,125,500.32

	12,480,763.42	100.00%	82,164.39	0.66%	12,398,599.03	8,185,297.10	100.00%	59,796.78	0.73%	8,125,500.32
	9,741,950.30	78.06%			9,741,950.30	6,192,071.20	75.65%			6,192,071.20
	2,738,813.12	21.94%	82,164.39	3.00%	2,656,648.73	1,993,225.90	24.35%	59,796.78	3.00%	1,933,429.12
	12,480,763.42	100.00%	82,164.39	0.66%	12,398,599.03	8,185,297.10	100.00%	59,796.78	0.73%	8,125,500.32

	59,796.78	22,367.61				82,164.39

3

4

		9,588,308.91
		947,338.96
		10,535,647.87

5

6

4

1



---

	11,057,367.1 0	822,286.65		1,103,554.88		10,776,098.8 7
	8,841,777.21	- 2,144,084.03		37,169.91		6,660,523.27
	19,899,144.3 1	- 1,321,797.38		1,140,724.79		17,436,622.1 4

	13,442,623.22	

6

1

1	20,044,325.99	88.00%	16,918,993.96	86.03%
1 2	2,311,816.73	10.15%	2,264,799.66	11.52%
2 3	201,162.00	0.88%	31,701.77	0.16%
3	220,088.71	0.97%	450,070.83	2.29%
	22,777,393.43		19,665,566.22	

1

2

		(%)		
	2,831,590.85	12.43	1	
	2,328,975.89	10.22	1	
	1,861,085.00	8.17	1	1-2
	1,428,571.43	6.27	1	
	1,015,443.03	4.46	1-2	

7

	15,189,522.56	9,155,187.44
	15,189,522.56	9,155,187.44

1

2

3

1

	7,432,081.28	4,108,911.85
	932,125.84	
	784,794.78	1,127,449.68
	1,101,441.74	981,088.71
	3,875,630.36	1,970,050.88
	3,318,725.04	2,171,084.95
	17,444,799.04	10,358,586.07

2

	12	( )	( )	
2022 1 1	1,141,051.19		62,347.44	1,203,398.63
2022 1 1				
	680,166.37		371,711.48	1,051,877.85
2022 12 31	1,821,217.56		434,058.92	2,255,276.48

1 1		13,150,573.70
1 2		1,275,068.22
2 3		1,041,088.77
3		1,978,068.35
3 4		1,316,800.32
4 5		517,418.03



8

1

	58,607,119.11	6,754,458.09	51,852,661.02	52,633,768.11	10,491,435.83	42,142,332.28
	9,790,989.22		9,790,989.22	14,776,565.70		14,776,565.70
	73,267,967.26	6,557,563.46	66,710,403.80	55,088,860.05	6,980,208.60	48,108,651.45
	987,001.13		987,001.13			
	22,221,498.76		22,221,498.76	54,784,902.74		54,784,902.74
	1,479,779.17		1,479,779.17	1,910,199.90		1,910,199.90
	166,354,354.65	13,312,021.55	153,042,333.10	179,194,296.50	17,471,644.43	161,722,652.07

2

--	--

10





14

1



4.				
1.	10,898,892.75	4,746,017.24		15,644,909.99
2.	13,253,326.98	4,877,945.52		18,131,272.50

2

3

15

	319,234,147.74	235,915,900.56
	319,234,147.74	235,915,900.56

1

1.	170,501,188.58	162,218,404.56	9,169,571.74	14,563,687.08	356,452,851.96
2.	9,681,433.93	101,833,190.30	151,050.58	687,215.29	112,352,890.10
1	326,605.51	47,111,477.30		687,215.29	48,276,348.68
2	6,870,057.53	54,721,713.00			61,591,770.53
3					
	2,484,770.89				2,484,770.89
3.					



---

	44,529,644.17	56,334,893.22
	44,529,644.17	56,334,893.22

1



		55,07 9,732 .30	43,71 7,926 .43	54,33 0,068 .41		44,46 7,590 .32					
--	--	-----------------------	-----------------------	-----------------------	--	-----------------------	--	--	--	--	--

3

17

1.		23,978,416.32	212,827.88	24,191,244.20
2.		16,530,670.70	43,344.78	16,574,015.48
		16,400,331.81	43,344.78	16,443,676.59
		130,338.89		130,338.89
3.		9,164,834.92	43,344.78	9,208,179.70
		9,164,834.92	43,344.78	9,208,179.70
4.		31,344,252.10	212,827.88	31,557,079.98
1.		8,404,521.49	29,559.45	8,434,080.94
2.		9,254,831.69	82,768.90	9,337,600.59
1		9,254,831.69	82,768.90	9,337,600.59
3.		9,164,834.83	43,344.78	9,208,179.61
1				
		9,164,834.83	43,344.78	9,208,179.61
4.		8,494,518.35	68,983.57	8,563,501.92
1.				
2.				
1				

18

1

1.	13,611,137.86	110,000.00		5,415,435.72	19,136,573.58
2.				109,433.95	109,433.95
1				109,433.95	109,433.95
2					
3					
3.					
1					
4.	13,611,137.86	110,000.00		5,524,869.67	19,246,007.53
1.	2,972,866.95	110,000.00		1,926,045.17	5,008,912.12
2.	417,582.60			414,948.47	832,531.07
1				414,948.47	832,531.07
3.					
1					
4	3,390,449.55	110,000.00		2,340,993.64	5,841,443.19
1.					

---

4.					
1.	10,220,688.31			3,183,876.03	13,404,564.34
2.	10,638,270.91			3,489,390.55	14,127,661.46

0.00%

	3.43	47.25	16.91%	4.74	48.40	15.41
--	------	-------	--------	------	-------	-------

2022 12 31

9,584,466.41

20

	5,943,989.25	2,232,342.58	2,032,747.13		6,143,584.70
	748,708.84	2,371,776.00	741,200.04		2,379,284.80
	1,492,053.17		372,124.92		1,119,928.25
	5,052,441.51		5,052,441.51		
	13,237,192.77	4,604,118.58	8,198,513.60		9,642,797.75

21 /

1

	12,465,687.36	1,869,853.11	17,471,644.43	2,620,746.66
	20,199,620.82	3,232,186.58	21,008,226.49	3,170,407.30
	5,412,083.08	947,721.00	5,670,844.72	984,300.19
	3,556,074.96	533,411.24		
	26,615,509.85	3,992,326.48		
	68,248,976.07	10,575,498.41	44,150,715.64	6,775,454.15

2

	4,780,999.00	825,888.91	4,734,111.45	746,939.14
	4,780,999.00	825,888.91	4,734,111.45	746,939.14

3

--	--	--	--	--

4





26

1



---

-		6,986,019.46	6,974,337.90	11,681.56
		716,829.21	716,829.21	
	24,709,641.75	150,483,669.49	155,111,347.14	20,081,964.10

2

31

	23,995,745.11	14,934,467.68
	23,995,745.11	14,934,467.68

1

2

3

1

	12,893.27	49,896.35
	4,300,145.03	4,294,021.40
	9,000,000.00	
	494,614.70	401,822.72
	10,188,092.11	5,526,546.91
		4,662,180.30
	23,995,745.11	14,934,467.68

2

1

32

	94,637,096.59	
	10,074,114.29	7,399,182.05
	104,711,210.88	7,399,182.05

33

	291,350.95	369,514.99
	10,535,647.87	8,185,297.10

---

	10,826,998.82	8,554,812.09
--	---------------	--------------

34

1



36

	13,068,256.40	1,941,000.00	3,701,379.92	11,307,876.48	1
	13,068,256.40	1,941,000.00	3,701,379.92	11,307,876.48	

UV								
LED		1,021,000.00					1,021,000.00	

3,701,379.92

37

		+ -					
	306,169,356.00				-	-	305,181,620.00
					987,736.00	987,736.00	

---

	1,037,984,481.65		4,560,416.00	1,033,424,065.65
--	------------------	--	--------------	------------------

10%

42

	556,653,446.47	515,919,763.37
	556,653,446.47	
	52,513,080.53	515,919,763.37
	4,963,325.33	80,591,856.26
		9,135,696.44
	-15,298,694.31	30,722,476.72
	588,904,507.36	556,653,446.47

1)

2)

3)

4)

5)

43

	781,723,778.96	567,351,344.62	984,037,744.78	727,476,403.01
	44,546,442.71	23,673,935.46		

	2,184,329.41	1,671,057.37
	1,560,235.26	1,193,612.41
	1,777,183.21	1,659,711.00
	304,564.79	304,564.81
	547,091.58	401,156.92
	6,373,404.25	5,230,102.51

45

	21,655,647.74	23,579,174.42
	2,917,588.52	3,303,529.16
	17,475,646.97	7,605,537.13
	3,024,496.55	2,272,386.85
	25,604,721.80	24,157,586.49
	5,948,308.06	5,448,612.82



	-9,584,466.41	-26,515,790.37
	-12,557,026.86	-40,666,276.00

54

	-511,822.30	349,438.69

55

	7,521.73	85,740.00	7,521.73
		13,776.00	
		580,545.88	
	631,714.85		631,714.85
	256,248.81		256,248.81
		73,466.02	
	895,485.39	753,527.90	895,485.39

56

	18.39	2,489,028.96	18.39
	993,118.20	311,247.28	993,118.20

2

	59,897,874.35
/	8,984,840.95
	1,070,314.05



4

5

	17,348,757.55	25,324,875.00
	217,662,871.51	341,619,310.41
	13,568,748.94	7,847,851.33
	248,580,378.00	374,792,036.74

6

	9,537,388.96	9,040,767.17
	4,344,782.29	20,199,400.00
	220,996,268.74	338,101,893.03
	14,488,938.19	12,134,142.04
	5,675,878.13	5,969,186.16
	19,995,300.00	
	99,924,308.20	
	374,962,864.51	385,445,388.40

60

1

1		
	52,171,822.91	81,792,862.34
	12,557,026.86	40,666,276.00
	25,082,383.90	20,873,466.41
	9,337,600.59	8,674,080.96
	832,531.07	643,037.36
	8,198,513.60	5,860,268.18
" "	511,822.30	-349,438.69
" "	985,596.47	240,946.00
" "	-4,599,011.77	-4,734,111.45
" "	-6,099,637.23	1,808,084.38
" "	1,133,890.23	-36,950,582.49

---

" "

-3,800,044.26

62

1

	15,980,066.30	6.9646	111,294,769.75
	47,860.69	7.4229	355,265.12
	7,931.29	0.8933	7,084.78
	6,083,242.05	5.1831	31,530,051.87
	333,085.15	1.5772	525,341.90
	10,105,306.88	6.9646	70,379,420.30
	695.30	7.4229	

GOPRO TECHNOLOGY SDN.BHD.					

63

1

	1,941,000.00		3,701,379.92
	7,768,489.07		7,768,489.07
	1,304,409.69	-	1,304,409.69

2

		1,304,409.69	702,872.48	-

1

1

2

1


2022 12 31

	193,807,204.10	17,436,622.14
	17,444,799.04	2,255,276.48
	<b>211,252,003.14</b>	<b>19,691,898.62</b>

2022 12 31

51.47%(2021 35.69%)

( )

2022 12 31

64,000.00

42,836.60

2022 12 31

		1	1-5	5	
	---	225,750,201.79	---	---	225,750,201.79
	---	36,240,371.93	---	---	36,240,371.93
	---	134,314,595.13	---	---	134,314,595.13
	---	23,995,745.11	---	---	23,995,745.11
	---	---	63,653,990.60	9,668,600.00	73,322,590.60
	---	---	12,508,220.04	---	12,508,220.04
	---	104,711,210.88	---	---	104,711,210.88
	---	<b>525,012,124.84</b>	<b>76,162,210.64</b>	<b>9,668,600.00</b>	610,842,935.48

( )

1.

--	--	--

	10,800,000.00	---

2. 2022 12 31

	111,294,769.75	355,265.04	7,085.02	31,530,051.87	525,341.90	<b>143,712,513.58</b>
	70,379,420.30	5,161.14	---	47,558,952.20	2,648,161.32	<b>120,591,694.96</b>
	371,589.62	---	---	---	794,355.83	<b>1,165,945.45</b>
	<b>182,045,779.67</b>	<b>360,426.26</b>	<b>7,085.02</b>	<b>79,089,004.07</b>	<b>3,967,859.05</b>	<b>265,470,154.07</b>
	54,323,880.00	---	---	---	---	<b>54,323,880.00</b>
	5,928,723.49	---	---	---	269,510.00	<b>6,198,233.49</b>
	6,793,740.46	---	---	4,664.79	12,893.58	<b>6,811,298.83</b>
	<b>67,046,343.95</b>	---	---	<b>4,664.79</b>	<b>282,403.58</b>	<b>67,333,412.32</b>

3.

2022 12 31

10%

19,813,674.18

2021

20,863,234.84

)

( )

1

	--	--	--	--

---

1.		1, 157, 248, 726. 77		1, 157, 248, 726. 77
1		886, 789, 949. 42		886, 789, 949. 42
4		270, 458, 777. 35		270, 458, 777. 35
(5)		1, 049, 487. 51		1, 049, 487. 51
(6)		2, 500, 000. 00		2, 500, 000. 00
7			41, 000, 000. 00	41, 000, 000. 00



	9,668,600.00	2021	10	11
		2028	10	11

--	--	--	--	--

4.6 7

5

6

7


	5,668,652.12	7,083,090.73

1

	0.00
	0.00
	634,800.00
	0
	0

2

--	--



2022 8

2022

129

**6MC /P 0 B72134 > B60336 89[ 10.91C 6. 8n 0 g 52.86 q34 > B610336 88[ 10.**

2022 6

27.1

0509 2799

8886

2022 7 5

2022 7 24

(2022)

(2022) 0509

2

1

1

	217,212,458.73	100.00%	2,652,206.48	1.22%	214,560,252.25	239,427,383.71	100.00%	3,975,872.80	1.66%	

1	1	201,662,591.11
1	2	12,694,074.92
2	3	2,776,540.86
3		79,251.84
	3 4	79,251.84
		217,212,458.73

2

	3,975,872.80	-		37,169.91		2,652,206.48
	3,975,872.80	-		37,169.91		2,652,206.48

6

2

	14,156,396.74	5,773,386.71
	14,156,396.74	5,773,386.71

1

1	1	13,500,703.60
1	2	412,259.95
2	3	430,991.30
3		642,795.84
3	4	562,285.95
4	5	60,509.89
5		20,000.00
		14,986,750.69

3

	468,583.71	361,770.24				830,353.95
	468,583.71	361,770.24				830,353.95

4

5

--	--	--	--	--	--


		539,224.00	3 4	3.60%	269,612.00
		11,589,176.33		77.34%	506,610.57

6

7

8

3



YC&amp;EPDg#0



5

	-26,615,509.85	-945,002.20
	22,456,913.29	32,148,690.96
	-4,158,596.56	31,203,688.76

1

	-1,497,418.77	
	12,905,138.86	
	-1,133,890.23	
	4,599,011.77	
	869,169.39	
	2,681,426.37	
	206,003.48	
	12,854,581.17	--

1 --

2

		/	/
	2.63%	0.17	0.17
	1.98%	0.13	0.13

---

--	--	--